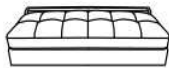




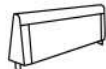









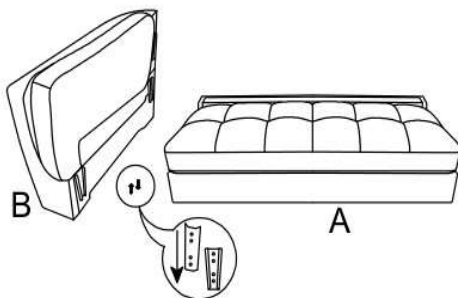


Assembly Instruction

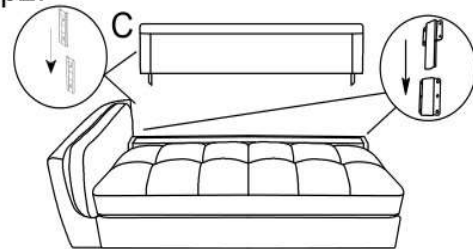
COMPONENT LIST

NO.	DRAWING	QTY	NO.	DRAWING	QTY
A		1	B		1
C		1	D		2
E		1	F		1
G		1	H		1
I		1	J		1
K		8	L		2
M		16	N		16
O		48	P		

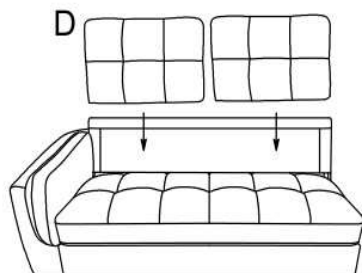
Step1.



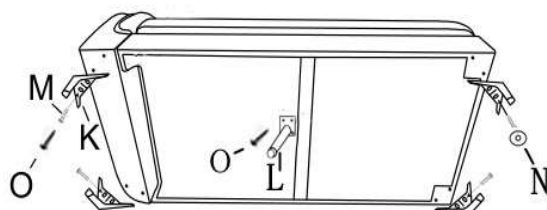
Step2.



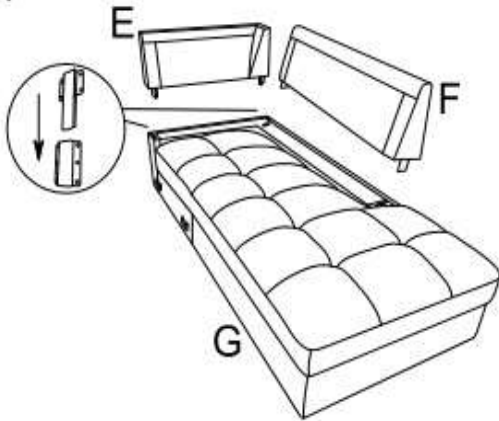
Step3.



Step4.



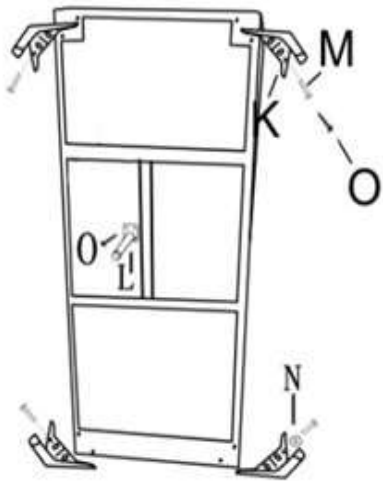
Step5.



Step6.



Step7.



Step8.

